

# Power over Ethernet Mid-Span Power Supply



## Version Information

---

Version	Release Date	Notes
1	Dec 2020	New format

## Welcome to Atlona!

---

Thank you for purchasing this Atlona product. We hope you enjoy it and will take a extra few moments to register your new purchase.

Registration only takes a few minutes and protects this product against theft or loss. In addition, you will receive notifications of product updates and firmware. Atlona product registration is voluntary and failure to register will not affect the product warranty.

To register your product, go to <https://atlona.com/register/>

## Sales, Marketing, and Customer Support

---

### Main Office

Atlona Incorporated  
70 Daggett Drive  
San Jose, CA 95134  
United States

Office: +1.877.536.3976 (US Toll-free)  
Office: +1.408.962.0515 (US/International)

Sales and Customer Service Hours  
Monday - Friday: 6:00 a.m. - 4:30 p.m. (PST)

<http://atlona.com/>

### International Headquarters

Atlona International AG  
Ringstrasse 15a  
8600 Dübendorf  
Switzerland

Office: +41.43.508.4321

Sales and Customer Service Hours  
Monday - Friday: 09:00 - 17:00 (UTC +1)

## Operating Notes

---



**IMPORTANT:** Visit <https://atlona.com/product/at-ps-poe/> for the latest User Manual.

# Atlona, Inc. (“Atlona”) Limited Product Warranty

---

## Coverage

Atlona warrants its products will substantially perform to their published specifications and will be free from defects in materials and workmanship under normal use, conditions and service.

Under its Limited Product Warranty, Atlona, at its sole discretion, will either:

- repair or facilitate the repair of defective products within a reasonable period of time, restore products to their proper operating condition and return defective products free of any charge for necessary parts, labor and shipping.

OR

- replace and return, free of charge, any defective products with direct replacement or with similar products deemed by Atlona to perform substantially the same function as the original products.

OR

- refund the pro-rated value based on the remaining term of the warranty period, not to exceed MSRP, in cases where products are beyond repair and/or no direct or substantially similar replacement products exist.

Repair, replacement or refund of Atlona products is the purchaser’s exclusive remedy and Atlona liability does not extend to any other damages, incidental, consequential or otherwise.

This Limited Product Warranty extends to the original end-user purchaser of Atlona products and is non-transferrable to any subsequent purchaser(s) or owner(s) of these products.

## Coverage Periods

Atlona Limited Product Warranty Period begins on the date of purchase by the end-purchaser. The date contained on the end-purchaser’s sales or delivery receipt is the proof purchase date.

### Limited Product Warranty Terms – New Products

- 10 years from proof of purchase date for hardware/electronics products purchased on or after June 1, 2013.
- 3 years from proof of purchase date for hardware/electronics products purchased before June 1, 2013.
- Lifetime Limited Product Warranty for all cable products.

### Limited Product Warranty Terms – Refurbished (B-Stock) Products and Discontinued Products

- 3 years from proof of purchase date for all Refurbished (B-Stock) and Discontinued hardware and electronic products purchased on or after June 1, 2013.

## Remedy

Atlona recommends that end-purchasers contact their authorized Atlona dealer or reseller from whom they purchased their products. Atlona can also be contacted directly. Visit [atlona.com](http://atlona.com) for Atlona’s contact information and hours of operation. Atlona requires that a dated sales or delivery receipt from an authorized dealer, reseller or end-purchaser is provided before Atlona extends its warranty services. Additionally, a return merchandise authorization (RMA) and/or case number, is required to be obtained from Atlona in advance of returns.

Atlona requires that products returned are properly packed, preferably in the original carton, for shipping. Cartons not bearing a return authorization or case number will be refused. Atlona, at its sole discretion, reserves the right to reject any products received without advanced authorization. Authorizations can be requested by calling 1-877-536-3976 (US toll free) or 1-408- 962-0515 (US/international) or via Atlona’s website at [atlona.com](http://atlona.com).

## Exclusions

This Limited Product Warranty excludes:

- Damage, deterioration or malfunction caused by any alteration, modification, improper use, neglect, improper packaging or shipping (such claims must be presented to the carrier), lightning, power surges, or other acts of nature.

## Atlona, Inc. (“Atlona”) Limited Product Warranty

---

- Damage, deterioration or malfunction resulting from the installation or removal of this product from any installation, any unauthorized tampering with this product, any repairs attempted by anyone unauthorized by Atlona to make such repairs, or any other cause which does not relate directly to a defect in materials and/or workmanship of this product.
- Equipment enclosures, cables, power supplies, batteries, LCD displays, and any accessories used in conjunction with the product(s).
- Products purchased from unauthorized distributors, dealers, resellers, auction websites and similar unauthorized channels of distribution.

### Disclaimers

This Limited Product Warranty does not imply that the electronic components contained within Atlona’s products will not become obsolete nor does it imply Atlona products or their electronic components will remain compatible with any other current product, technology or any future products or technologies in which Atlona’s products may be used in conjunction with. Atlona, at its sole discretion, reserves the right not to extend its warranty offering in instances arising outside its normal course of business including, but not limited to, damage inflicted to its products from acts of god.

### Limitation on Liability

The maximum liability of Atlona under this limited product warranty shall not exceed the original Atlona MSRP for its products. To the maximum extent permitted by law, Atlona is not responsible for the direct, special, incidental or consequential damages resulting from any breach of warranty or condition, or under any other legal theory. Some countries, districts or states do not allow the exclusion or limitation of relief, special, incidental, consequential or indirect damages, or the limitation of liability to specified amounts, so the above limitations or exclusions may not apply to you.

### Exclusive Remedy

To the maximum extent permitted by law, this limited product warranty and the remedies set forth above are exclusive and in lieu of all other warranties, remedies and conditions, whether oral or written, express or implied. To the maximum extent permitted by law, Atlona specifically disclaims all implied warranties, including, without limitation, warranties of merchantability and fitness for a particular purpose. If Atlona cannot lawfully disclaim or exclude implied warranties under applicable law, then all implied warranties covering its products including warranties of merchantability and fitness for a particular purpose, shall provide to its products under applicable law. If any product to which this limited warranty applies is a “Consumer Product” under the Magnuson-Moss Warranty Act (15 U.S.C.A. §2301, ET SEQ.) or other applicable law, the foregoing disclaimer of implied warranties shall not apply, and all implied warranties on its products, including warranties of merchantability and fitness for the particular purpose, shall apply as provided under applicable law.

### Other Conditions

Atlona’s Limited Product Warranty offering gives legal rights, and other rights may apply and vary from country to country or state to state. This limited warranty is void if (i) the label bearing the serial number of products have been removed or defaced, (ii) products are not purchased from an authorized Atlona dealer or reseller. A comprehensive list of Atlona’s authorized distributors, dealers and resellers can be found at [atlona.com](http://atlona.com).

## Safety and Certification

**CAUTION**  
 RISK OF ELECTRIC SHOCK  
 DO NOT OPEN

CAUTION: TO REDUCE THE RISK OF  
 ELECTRIC SHOCK  
 DO NOT OPEN ENCLOSURE OR EXPOSE  
 TO RAIN OR MOISTURE.  
 NO USER-SERVICEABLE PARTS  
 INSIDE REFER SERVICING TO  
 QUALIFIED SERVICE PERSONNEL.



The exclamation point within an equilateral triangle is intended to alert the user to the presence of important operating and maintenance instructions in the literature accompanying the product.




The information bubble is intended to alert the user to helpful or optional operational instructions in the literature accompanying the product.

1. Read these instructions.
2. Keep these instructions.
3. Heed all warnings.
4. Follow all instructions.
5. Do not use this product near water.
6. Clean only with a dry cloth.
7. Do not block any ventilation openings. Install in accordance with the manufacturer's instructions.
8. Do not install or place this product near any heat sources such as radiators, heat registers, stoves, or other apparatus (including amplifiers) that produce heat.
9. Do not defeat the safety purpose of a polarized or grounding-type plug. A polarized plug has two blades with one wider than the other. A grounding type plug has two blades and a third grounding prong. The wide blade or the third prong are provided for your safety. If the provided plug does not fit into your outlet, consult an electrician for replacement of the obsolete outlet.
10. Protect the power cord from being walked on or pinched particularly at plugs, convenience receptacles, and the point where they exit from the product.
11. Only use attachments/accessories specified by Atлона.
12. To reduce the risk of electric shock and/or damage to this product, never handle or touch this unit or power cord if your hands are wet or damp. Do not expose this product to rain or moisture.
13. Unplug this product during lightning storms or when unused for long periods of time.
14. Refer all servicing to qualified service personnel. Servicing is required when the product has been damaged in any way, such as power-supply cord or plug is damaged, liquid has been spilled or objects have fallen into the product, the product has been exposed to rain or moisture, does not operate normally, or has been dropped.



## FCC Statement



FCC Compliance and Advisory Statement: This hardware device complies with Part 15 of the FCC rules. Operation is subject to the following two conditions: 1) this device may not cause harmful interference, and 2) this device must accept any interference received including interference that may cause undesired operation. This equipment has been tested and found to comply with the limits for a Class A digital device, pursuant to Part 15 of the FCC Rules.

These limits are designed to provide reasonable protection against harmful interference in a commercial installation. This equipment generates, uses, and can radiate radio frequency energy and, if not installed or used in accordance with the instructions, may cause harmful interference to radio communications. However there is no guarantee that interference will not occur in a particular installation. If this equipment does cause harmful interference to radio or television reception, which can be determined by turning the equipment off and on, the user is encouraged to try to correct the interference by one or more of the following measures: 1) reorient or relocate the receiving antenna; 2) increase the separation between the equipment and the receiver; 3) connect the equipment to an outlet on a circuit different from that to which the receiver is connected; 4) consult the dealer or an experienced radio/TV technician for help. Any changes or modifications not expressly approved by the party responsible for compliance could void the user's authority to operate the equipment. Where shielded interface cables have been provided with the product or specified additional components or accessories elsewhere defined to be used with the installation of the product, they must be used in order to ensure compliance with FCC regulations.

# Table of Contents

---

<b>Introduction</b>	<b>8</b>
<b>Features</b>	<b>8</b>
<b>Package Contents</b>	<b>8</b>
<b>Panel Description</b>	<b>9</b>
Front Panel	9
Rear Panel	10
<b>Installation</b>	<b>11</b>
External Power Supply	11
Connection Instructions	12
Connection Diagram	13
<b>Appendix</b>	<b>14</b>
Specifications	14

## Introduction

---

The Atlona **AT-PS-POE** is a 48 VDC mid-span power injector designed to send remote power to HDBaseT products that operate on IEEE 802.03af Power over Ethernet. When placed within an HDBaseT transmission line, it allows two PoE-powered products to work together. The power supply features two power switches to selectively send power up- or down-stream. The PS-POE is housed in a compact enclosure and can be conveniently placed anywhere between the transmitter and receiver to provide power for PoE-powered devices.

Power Source Equipment (PSE) devices have an internal power supply or plug into external power supply and provide power to the HDBaseT cable. Powered Devices (PD) receive their power from the HDBaseT cable.

The PS-POE can be used with Atlona HDVS-200 and UHD-EX Series HDBaseT endpoint devices requiring remote PoE powering, especially when used with HDBaseT-equipped products that do not provide PoE, including displays, switchers, or third-party endpoints.

## Features

---

- Power supply for remote powering for powered devices on HDBaseT transmission lines
- Mid-span power supply
- Power switches for incoming and outgoing line
- Supports 4K/UHD signals
- Upgrade for PoCc systems
- Low-profile, discreet enclosure
- Award-winning 10 year limited product warranty

## Package Contents

---

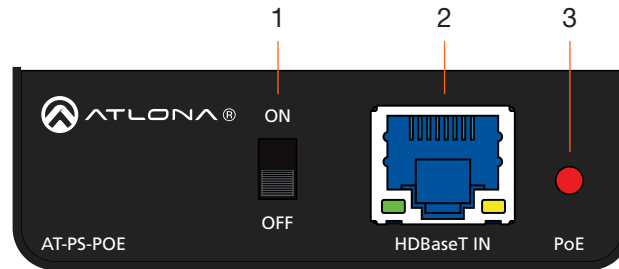
1 x AT-PS-POE  
1 x 48 V / 0.83 A DC power supply  
1 x 2-pin captive screw connector  
1 x AC power cord  
1 x User manual



## Panel Description

---

### Front Panel



#### 1 ON/OFF

Toggles power transmission to the transmitter on and off. When set to the **ON** position, power will be supplied to the transmitter over the **HDBaseT IN** port.



**IMPORTANT:** If the transmitter has power, then this switch must be set to the **OFF** position.

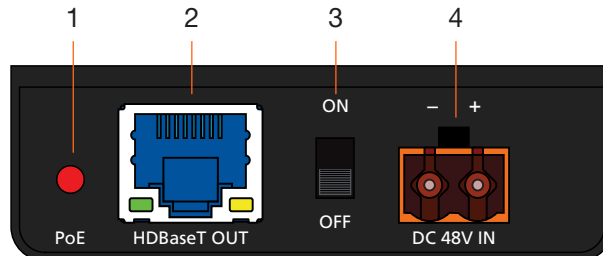
#### 2 HDBaseT IN


Connect a category cable (CAT-5e or better) from this port to the transmitter.

#### 3 PoE

This LED indicator is red when the **ON/OFF** switch is set to the **ON** position. In this state, power will be supplied to the transmitter over the **HDBaseT IN** port.

## Rear Panel

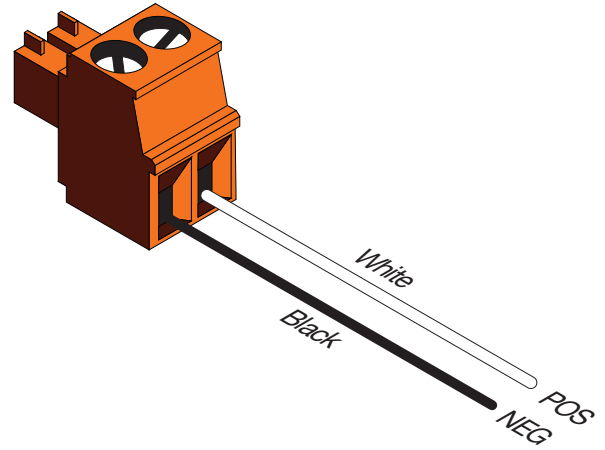
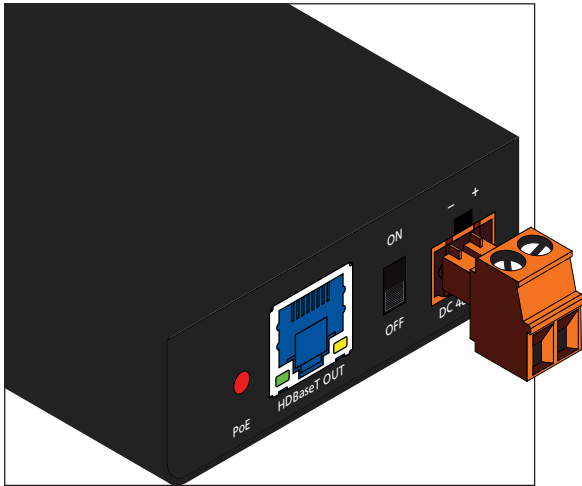


- 1 PoE**  
This LED indicator is red when the **ON/OFF** switch is set to the **ON** position. In this state, power will be supplied to the transmitter over the **HDBaseT IN** port.
- 2 HDBaseT OUT**  
Connect a category cable (CAT-5e or better) from this port to the receiver.
- 3 ON/OFF**  
Toggles power transmission to the receiver on and off. When set to the **ON** position, power will be supplied to the receiver over the **HDBaseT OUT** port.  
  
 **IMPORTANT:** If the receiver has power, then this switch must be set to the **OFF** position.
- 4 DC 48V IN**  
Connect the included 2-pin captive screw connector to this port. Refer to [External Power Supply \(page 11\)](#) for more information.

## Installation

### External Power Supply

The AT-PS-POE is powered by the included 48 V / 0.83 A DC power supply. Insert the positive and negative leads, from the power supply, into the terminals of the 2-pin captive screw connector block, as shown. The orange 2-pin captive screw connector block is included.



## Connection Instructions

1. Connect a category cable (CAT-5e or better) from the **HDBaseT IN** port to the transmitter device.
2. Connect a category cable (CAT-5e or better) from the **HDBaseT OUT** port to the receiver device.
3. Connect the included 48 V / 0.83 A DC power supply to this port. Refer to [External Power Supply \(page 11\)](#) for more information.
4. Set the transmitter **ON/OFF** switch to the proper position.



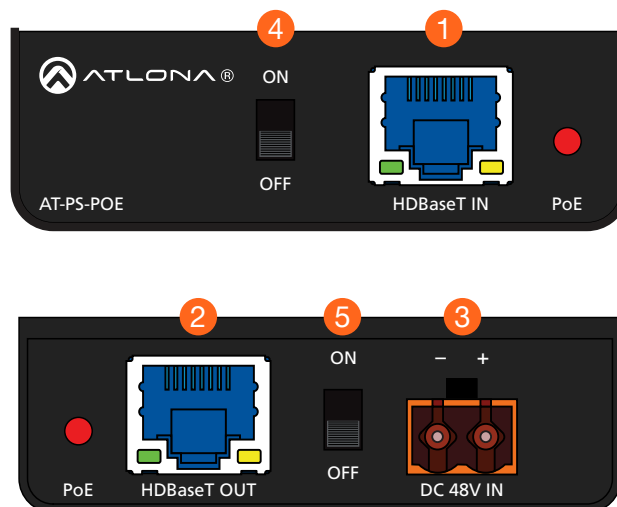
**IMPORTANT:** If the transmitter has power, then this switch must be set to the **OFF** position.

5. Set the receiver **ON/OFF** switch to the proper position.

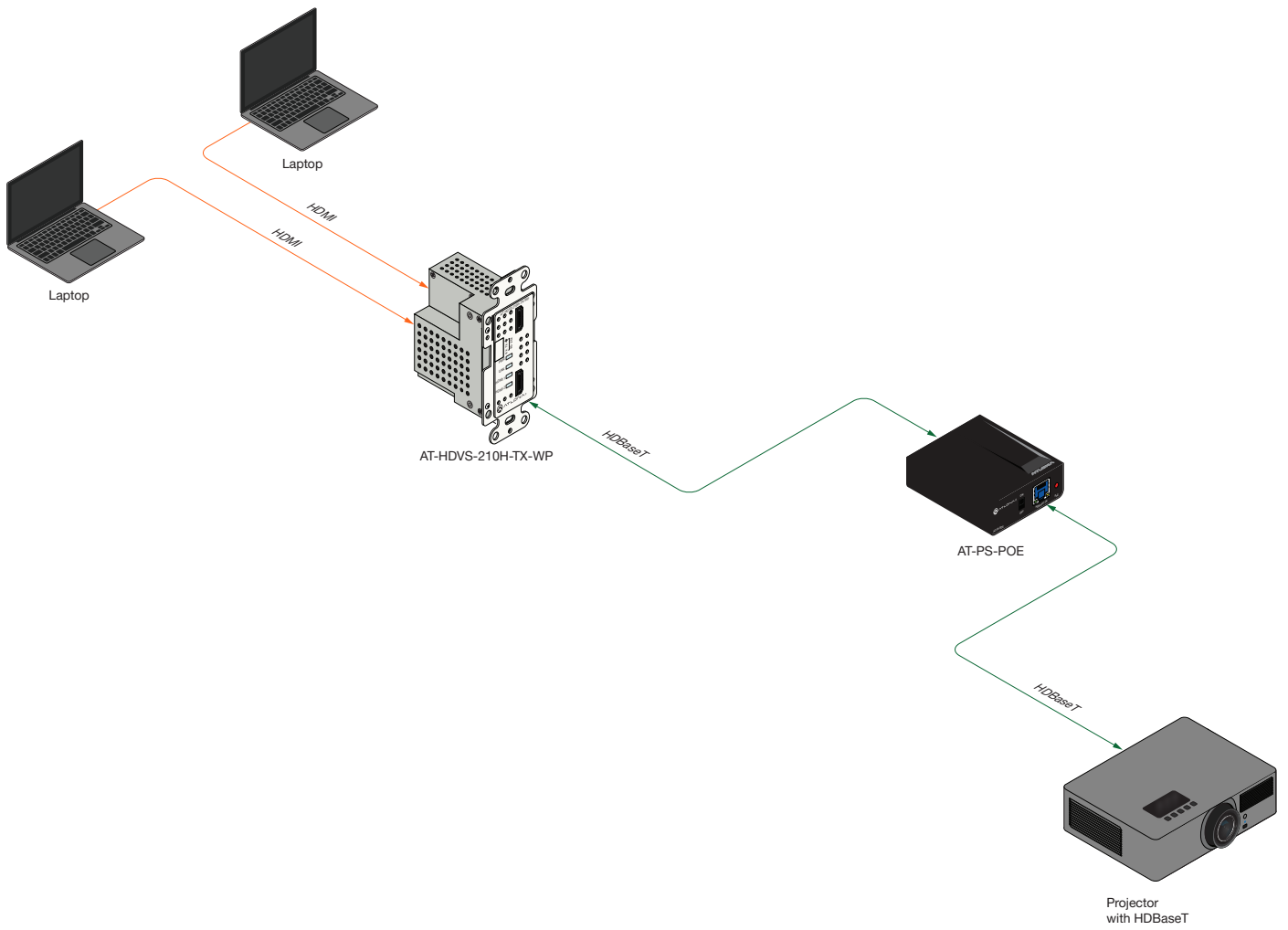


**IMPORTANT:** If the receiver has power, then this switch must be set to the **OFF** position.

6. Connect the power supply to an available AC outlet.



### Connection Diagram



# Appendix

## Specifications

### Buttons and Indicators

<b>Switches:</b> ON/OFF	2 – Slide switch
<b>Indicators:</b> PoE	1 – LED, red

### Connectors

HDBaseT IN	1 – RJ45
HDBaseT OUT	1 – RJ45
DC 48V IN	1 – Euroblock, 2-pin

Environmental	Fahrenheit	Celsius
Operating Temperature	+32 to +122	0 to +50
Storage Temperature	-4 to +140	-20 to +60
Operating Humidity (RH)	20% to 90%, non-condensing	

### Power

Consumption	Max: 15.2 W
External Power Supply	Input: 100 - 240 V AC, 50/60 Hz Output: 48 V / 0.83 A DC

Dimensions (H x W x D)	Inches	Millimeters
Unit	0.96 x 2.89 x 2.77	24 x 73 x 70
Power Supply (AT-PS-54-L)	1.42 x 1.81 x 4.41	36 x 46 x 112

Weight	Pounds	Kilograms
Device	0.09	0.19

### Certification

Device	CE, FCC
Power Supply	CE, FCC, Level VI, RoHS, cULus, RCM, CCC

